

Inductive Bible Study

(Adapted from Kay Arthur's Book *How to Study Your Bible*)

August 18, 2020



Overview

- Purpose
- Observation
- Interpretation
- Application
- Practice!

Prepare for the bible study

- To prepare for this bible study, it's helpful to have a multi-color set of highlighters as well as color pencils or gel pens.
- Print out this document
- Read the bible passage ahead of time.

What is the Purpose of Inductive Bible Study?

Observation:

Who? What ? When? Where? Why? How?

Let's Try It! - *Begin completing the Observation portion of the Bible Study Template.*

Interpretation

Principle 1:

Principle 2:

Principle 3:

Principle 4:

Let's Try It! - *Begin completing the Interpretation portion of the Bible Study Template.*

Application

T _____
R _____
C _____
T _____

Let's Try It! - *Begin completing the Application portion of the Bible Study Template.*

Passage to Read for this week's bible study

Philippians 1: 1-11

1 Paul and Timothy, bond-servants of Christ Jesus,

To all the [a]saints in Christ Jesus who are in Philippi, [b]including the overseers and deacons: 2 Grace to you and peace from God our Father and the Lord Jesus Christ.

3 I thank my God in all my remembrance of you, 4 always offering prayer with joy in my every prayer for you all, 5 in view of your [c]participation in the gospel from the first day until now. 6 *For I am* confident of this very thing, that He who began a good work in you will perfect it until the day of Christ Jesus. 7 [d]For it is only right for me to feel this way about you all, because I have you in my heart, since both in my [e]imprisonment and in the defense and confirmation of the gospel, you all are partakers of grace with me. 8 For God is my witness, how I long for you all with the [f]affection of Christ Jesus. 9 And this I pray, that your love may abound still more and more in real knowledge and all discernment, 10 so that you may [g]approve the things that are excellent, in order to be sincere and blameless [h]until the day of Christ; 11 having been filled with the fruit of righteousness which *comes* through Jesus Christ, to the glory and praise of God.





Inductive Bible Study Checklist

- Start off with Prayer!
- Ask the 5W's and H (highlight and underline in the text)
- Ask questions that you wonder about the text. Try to find the answers yourself first! Then use additional tools as needed.
- Mark the key words and phrases (use symbols)
- Look for lists (number them)
- Look for contrasts/comparisons (note them)
- Look for terms of conclusions (ex. therefore, thus, for this reason)
- Identify chapter themes (note them)
- Interpret the text
 - Pay attention to the context
 - Cross-reference scripture
 - What form of literature is it?
 - Is their figurative language?
- Apply the scripture to your life.
 - Are there any commands, corrections, warnings, promises, or Lessons For Life (LFL)



Inductive Bible Study Symbols



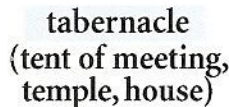

 God
  Jesus Christ
  Spirit (Holy Spirit)
  holy
  unholy

 covenant
  bless
  curse
  circumcised

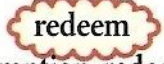
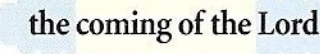

  die (death)
  Israel (the man, nation, people)
  sin (iniquity, transgression)


 remnant
  eternal life

 devil (evil spirits, mediums, serpent)
  land (Israel's land given by God)



 sign
  law (commandments)
  tabernacle (tent of meeting, temple, house)
  nations

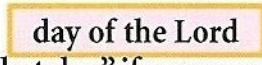
 righteous
  unrighteous
  atonement
  wrath



 redeem (redemption, redeemer)
  the coming of the Lord (His coming)

 cry
  pray
  listen (hear)
  love
  (God's love)

 grace
  suffer (affliction, trial, tribulation)
  repent

 kingdom (God's or man's)
  believe (faith, truth)

 day of the Lord ("that day" if a synonym)

 references to time
  double underline all geographical locations

Bible Study Template A

Book Studying _____ Passage: _____

Reminder - Start off with prayer!

Observation	
<p style="text-align: center;">Who</p> <p>Who wrote the book? Who is the audience? Who are the characters in this passage? What do you know about them?</p>	<p style="text-align: center;">When</p> <p>When was the book written? What references of time are given in this passage?</p>
<p style="text-align: center;">Where</p> <p>Where was the book written? What geographical locations are mentioned in the text?</p>	<p style="text-align: center;">What</p> <p>What is the subject or event in this text? What do you learn about God in this passage?</p>
<p style="text-align: center;">Why?</p> <p>Why is something being said or mentioned? Why was this written?</p>	<p style="text-align: center;">How?</p> <p>How will it happen? How is it illustrated?</p>

Key Words/Phrases I Noticed	Challenges/Questions I have?
Theme?	
Interpretation	
<p data-bbox="609 787 1015 829">What does the text mean?</p> <p data-bbox="657 1018 966 1060">Cross References?</p>	
Application	
<p data-bbox="519 1228 1096 1270">What does the passage mean for me?</p> <p data-bbox="154 1302 349 1344">Commands?</p> <p data-bbox="154 1417 324 1459">Promises?</p> <p data-bbox="154 1533 397 1575">Favorite verse?</p> <p data-bbox="154 1648 990 1690">Lessons For Life? How do I need to adjust my actions?</p> <p data-bbox="154 1764 267 1806">Prayer:</p>	

Bible Study Template B

Book of the bible: _____ Passage _____

Observation
Who? What? When? Where? Why? How?
Interpretation
What does the passage mean?
Application
What does this passage mean to me?